

Cooper Lighting Solutions Photometric Lab  
1121 Highway 74 South  
Peachtree City, GA 30269



Scaled data based on original data using  
LM-79-2024 Approved Method: Electrical and Photometric Measurements of Solid-  
State Lighting Products

Test Report Prepared for  
Cooper Lighting Solutions

Brand: INVUE

Report Number: P1459791

Luminaire Tested: LXW-CX-830-X-U-A-GM-CBP

Issue Date: 5/26/2026

**Test Information**

Test Method: LM-79-2024  
Report Number: P1459791  
TEST IS SCALED FROM IESNA LM-79-24 TEST DATA (G2-2509-539-28)  
Test Lab: COOPER LIGHTING SOLUTIONS  
Issue Date: 5/27/2026  
Manufacturer: COOPER LIGHTING SOLUTIONS  
Product Line: INVUE  
Catalog Number: LXW-CX-830-X-U-A-GM-CBP  
Description: LuxeScape OUTDOOR ARCHITECTURAL WALL MOUNT LUMINAIRE  
ASYMMETRIC OPTIC, GRAPHITE METALLIC PAINTED FINISH  
Light Source: 2200K CCT, 80 CRI LEDS  
Ballast/Driver: -

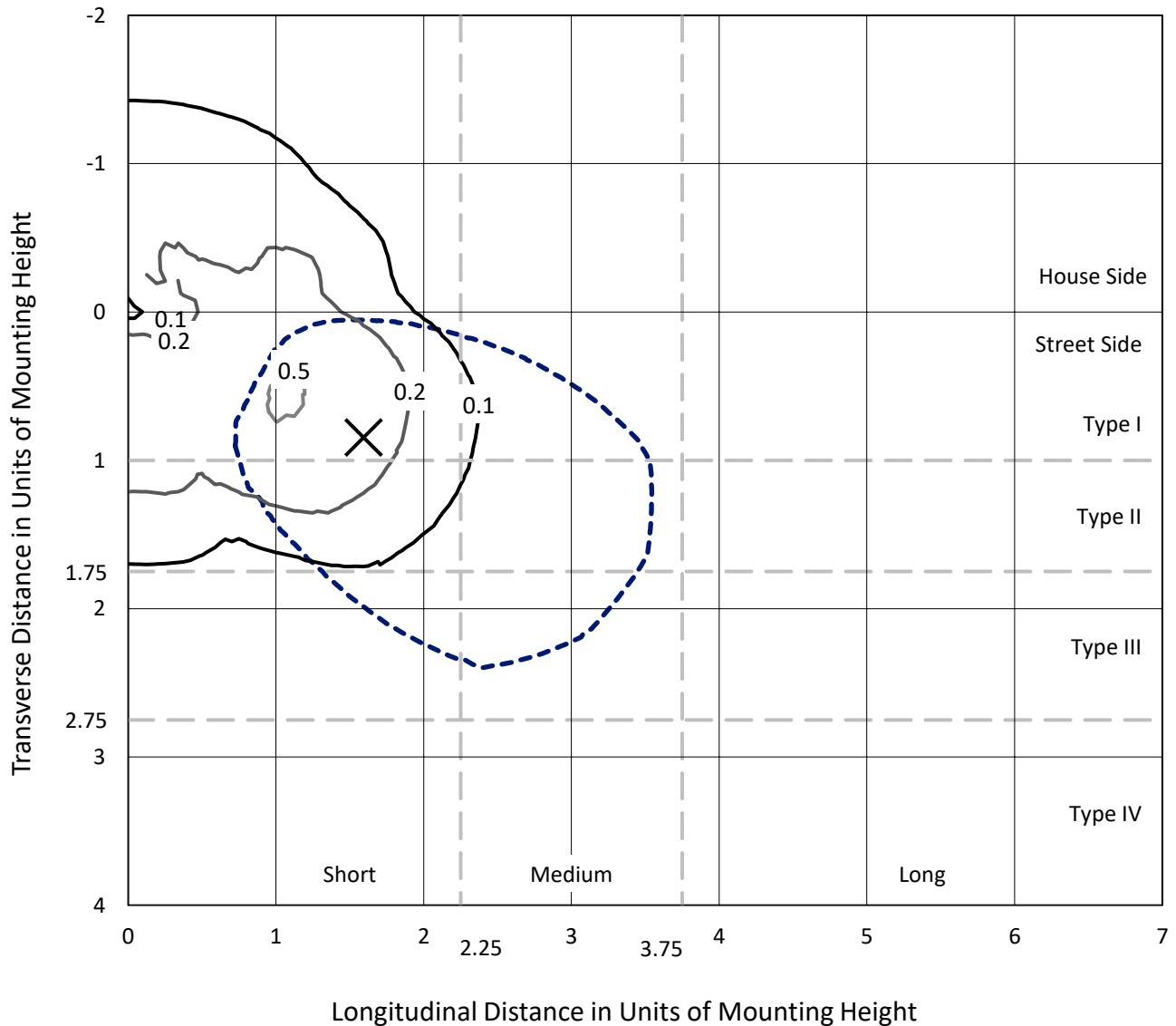
**Summary**

Lumens per Lamp: N/A  
Luminaire Lumens: 362.6 lumens  
Efficiency: N/A  
Efficacy: 40.7 lumens/watt  
Luminous Opening: Circular (Dia: 0.4' x H: 0')  
IES Classification: Type III - Short  
BUG Rating: B0 - U0 - G0  
  
Input Watts (W): 8.9  
Input Voltage (V): 120  
Input Current (Ain): NR  
Voltage Rise (V): NR  
Power Factor: N/R  
Total Harmonic Distortion (THDi): N/R  
Frequency (hertz): 60  
Stabilization Time: HR  
Operation Time: 3 HR  
Ambient Temperature (°C): NR  
Test Distance: 28.75 FT

REPORT NUMBER: P1459791  
 CATALOG NUMBER: LXW-CX-830-X-U-A-GM-CBP

### Iso-Footcandle Lines of Horizontal Illumination

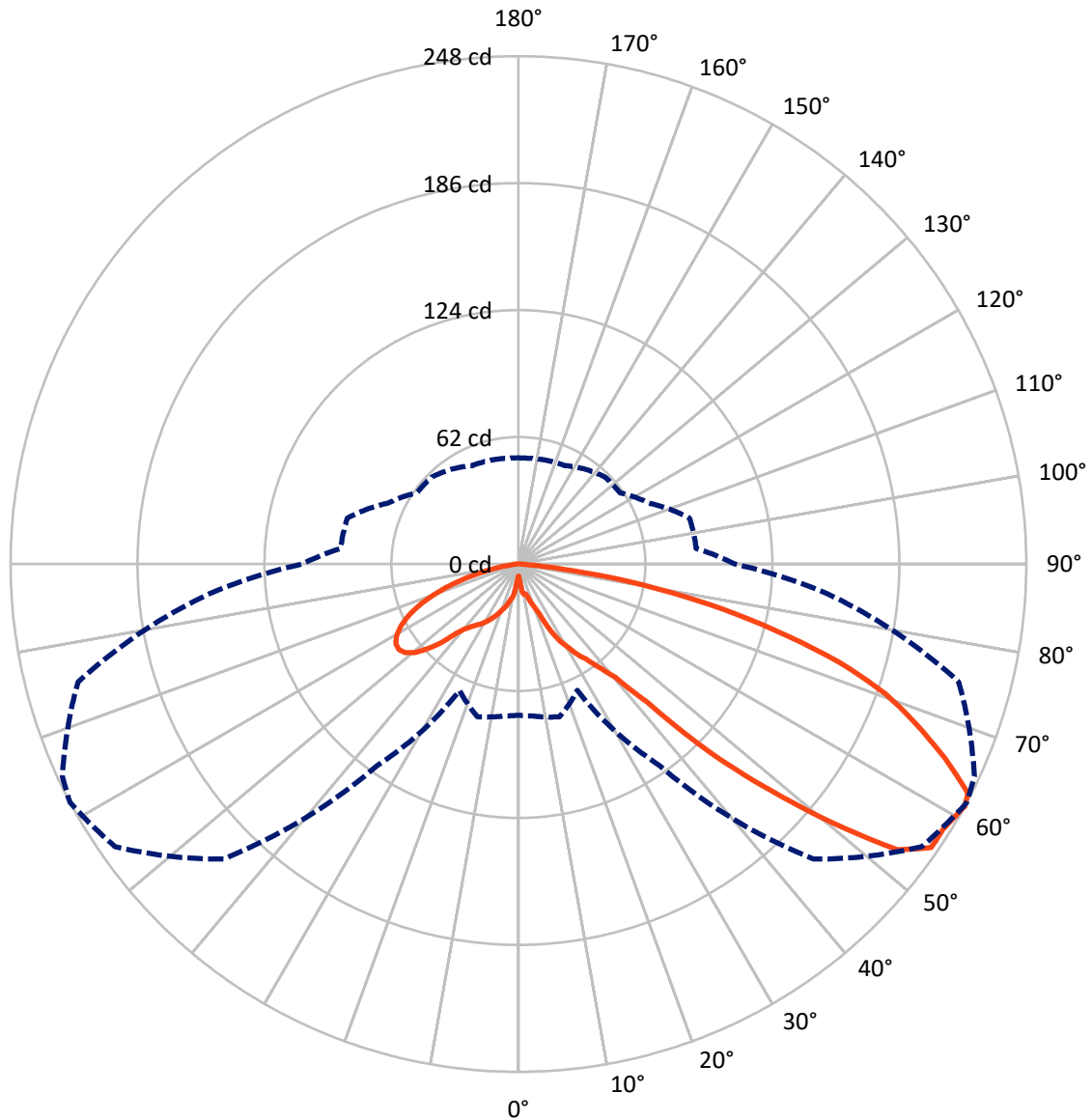
× Max cd  
 - - - 1/2 Max cd



Based on 10 foot mounting height. Maximum calculated value = 0.5 fc  
 Type III - Short - N/A

REPORT NUMBER: P1459791  
CATALOG NUMBER: LXW-CX-830-X-U-A-GM-CBP

### Luminous Intensity Polar Plot



— Vertical Plane Through 62-Deg Lateral    - - - Horizontal Cone Through 61-Deg Vertical

REPORT NUMBER: P1459791

CATALOG NUMBER: LXW-CX-830-X-U-A-GM-CBP

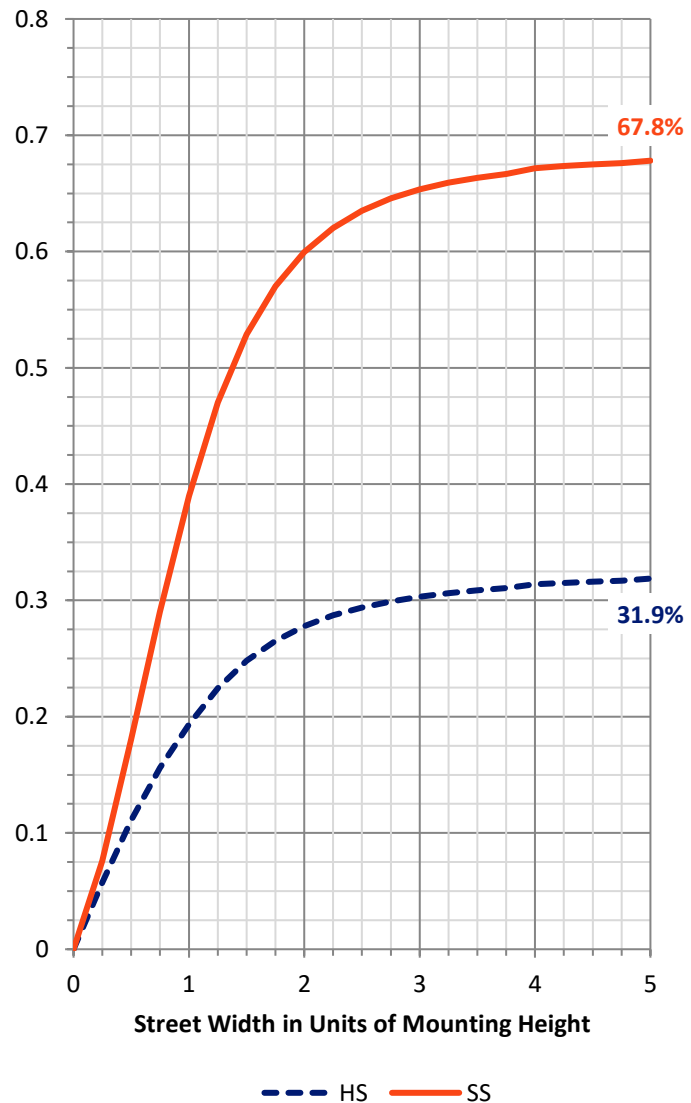
**FLUX DISTRIBUTION:**

		Downward	Upward	Total
<b>House Side</b>	Lumens	116.3	0.0	116.3
	% Fixture	32.1	0.0	32.1
<b>Street Side</b>	Lumens	246.3	0.0	246.3
	% Fixture	67.9	0.0	67.9
<b>Total</b>	Lumens	362.6	0.0	362.6
	% Fixture	100.0	0.0	100.0

**Coefficient of Utilization**

**ZONAL LUMENS:**

Zone	Lumens	% Fixture
0°-10°	1.2	0.3
10°-20°	6.1	1.7
20°-30°	14.2	3.9
30°-40°	26.2	7.2
40°-50°	55.8	15.4
50°-60°	98.2	27.1
60°-70°	97.7	26.9
70°-80°	55.9	15.4
80°-90°	7.3	2.0
90°-100°	0.0	0.0
100°-110°	0.0	0.0
110°-120°	0.0	0.0
120°-130°	0.0	0.0
130°-140°	0.0	0.0
140°-150°	0.0	0.0
150°-160°	0.0	0.0
160°-170°	0.0	0.0
170°-180°	0.0	0.0
0°-90°	362.6	100.0
0°-180°	362.6	100.0



REPORT NUMBER: P1459791

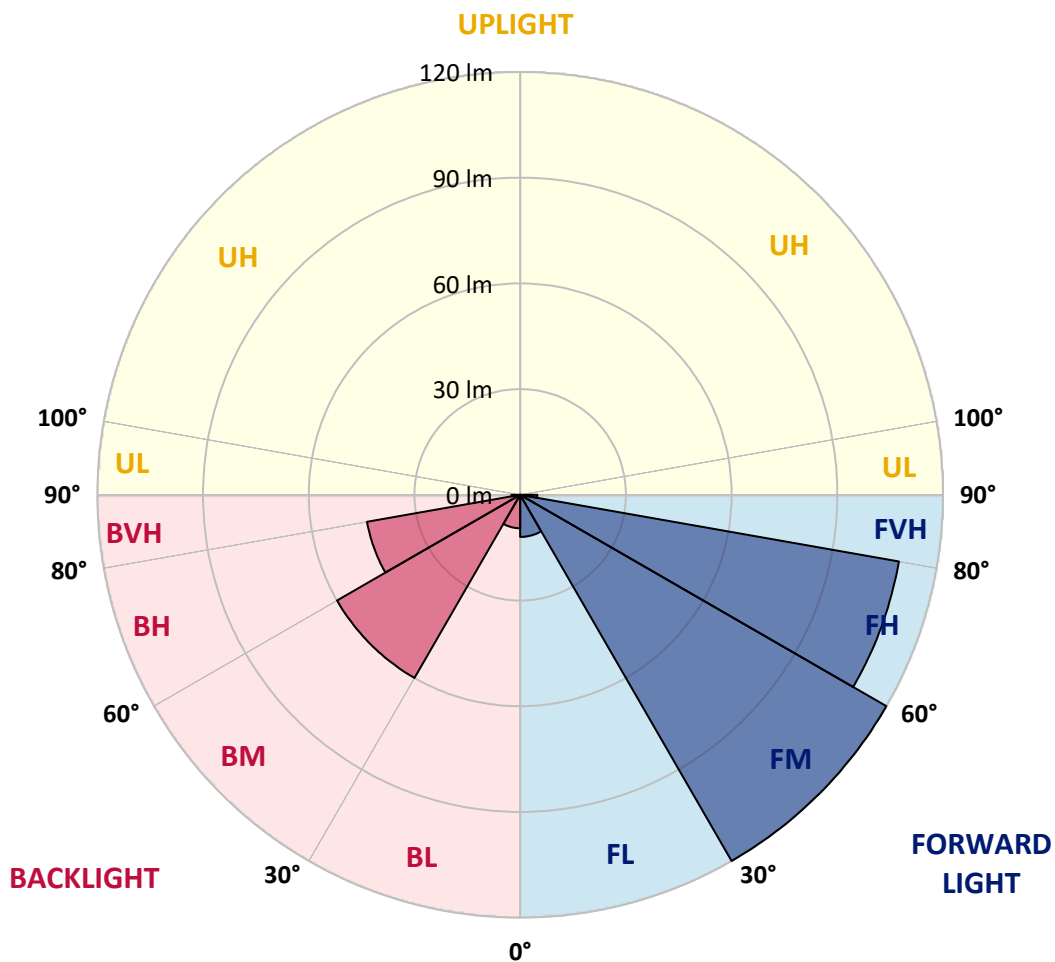
CATALOG NUMBER: LXW-CX-830-X-U-A-GM-CBP

**LUMINAIRE CLASSIFICATION SYSTEM LUMEN TABLE AND BUG RATING:**

Zone		Lumens	% Fixture	Zone Rating/Lumen Limit		
				B	U	G
FL	(0°-30°)	12.0	3.3			
FM	(30°-60°)	120.2	33.1			
FH	(60°-80°)	109.3	30.1			G0/660
FVH	(80°-90°)	4.9	1.3			G0/10
BL	(0°-30°)	9.5	2.6	B0/110		
BM	(30°-60°)	60.1	16.6	B0/220		
BH	(60°-80°)	44.2	12.2	B0/110		G0/110
BVH	(80°-90°)	2.4	0.7			G0/10
UL	(90°-100°)	0.0	0.0		U0/0	
UH	(100°-180°)	0.0	0.0		U0/0	

**BUG Rating: B0-U0-G0**

Type III Short





REPORT NUMBER: P1459791

CATALOG NUMBER: LXW-CX-830-X-U-A-GM-CBP

**CANDELA DISTRIBUTION (FULL):**

	0°	5°	15°	25°	35°	45°	55°	62°	65°	75°	85°
0°	5.8	5.8	5.8	5.8	5.8	5.8	5.8	5.8	5.8	5.8	5.8
2.5°	7.5	7.5	7.5	8.1	7.5	6.9	6.9	6.9	6.9	6.3	6.3
5°	12.7	12.7	12.7	12.1	11.5	11.5	10.4	9.8	9.2	8.7	8.7
7.5°	19.6	19.0	20.8	20.2	17.9	15.6	14.4	13.9	13.3	12.7	12.1
10°	24.8	26.0	23.7	23.1	21.9	19.0	16.2	15.0	14.4	13.9	12.7
12.5°	28.9	27.1	26.0	26.6	23.7	20.2	17.3	15.0	14.4	13.9	13.3
15°	30.6	31.2	30.6	29.4	26.0	21.4	17.9	16.2	16.2	15.0	15.6
17.5°	34.1	34.1	33.5	30.0	27.1	22.5	20.2	19.6	19.0	17.3	17.3
20°	36.4	36.9	36.9	31.2	28.3	24.8	23.7	22.5	21.9	20.8	19.0
22.5°	38.7	39.8	38.7	34.1	30.6	27.7	27.7	27.1	26.6	24.2	23.1
25°	41.6	41.6	40.4	35.2	32.9	31.2	34.6	35.2	34.1	28.9	27.1
27.5°	43.9	44.4	42.1	38.1	35.2	36.4	42.1	42.1	41.6	34.1	30.6
30°	46.2	46.2	44.4	39.8	37.5	41.6	46.8	46.8	46.8	41.6	34.6
32.5°	47.9	47.9	46.2	41.6	39.8	46.2	51.4	52.5	51.9	46.8	38.1
35°	49.1	49.6	47.3	43.3	42.1	50.8	56.0	57.1	57.1	52.5	41.6
37.5°	51.4	51.4	49.6	44.4	45.6	57.1	62.9	64.1	64.1	58.9	46.2
40°	53.7	53.1	51.9	47.3	49.6	65.2	71.0	72.7	72.7	68.1	51.9
42.5°	57.1	57.1	56.0	51.4	57.1	82.0	88.3	92.4	92.4	85.4	64.1
45°	67.0	67.0	67.5	62.3	72.7	113.1	127.6	131.6	130.4	118.3	83.7
47.5°	72.2	71.6	74.5	67.5	86.6	140.3	158.2	164.5	163.3	151.8	103.9
50°	77.9	77.9	82.5	75.0	103.3	170.3	192.8	198.6	198.0	181.8	121.8
52.5°	79.7	80.2	86.0	78.5	114.3	192.2	224.0	232.0	230.3	206.1	135.6
55°	80.2	81.4	86.6	77.9	119.5	204.3	239.5	244.7	243.6	219.3	144.3
57.5°	79.1	80.2	83.7	73.3	121.8	206.1	239.5	244.7	243.0	222.8	148.3
60°	75.6	76.8	79.7	69.8	121.2	204.9	239.0	247.0	244.7	223.4	148.9
61°	73.9	74.5	77.3	68.1	120.1	203.8	240.7	248.2	245.9	222.8	147.8
62.5°	70.4	71.6	73.9	64.6	116.6	200.9	239.0	246.5	244.7	220.5	144.9
65°	63.5	64.6	65.8	57.7	110.2	191.1	225.1	229.1	228.6	207.8	136.2
67.5°	55.4	56.0	57.7	50.2	101.6	176.6	204.9	210.1	208.9	191.1	125.3
70°	46.2	46.8	48.5	41.6	91.2	157.6	184.7	190.5	189.3	172.0	112.0
72.5°	35.8	36.4	37.5	32.3	77.3	134.5	158.2	163.9	163.3	148.3	95.8
75°	25.4	26.0	27.1	23.7	60.6	109.1	126.4	129.9	131.0	120.1	75.6
77.5°	16.2	16.2	16.7	15.0	43.3	79.7	92.9	95.8	97.0	88.3	54.8
80°	8.7	8.7	8.7	8.1	24.8	49.6	58.3	61.2	60.6	56.0	32.9
82.5°	4.0	4.0	4.0	3.5	9.2	19.0	23.7	26.0	27.7	23.7	13.3
85°	1.7	1.7	2.3	1.2	2.3	3.5	4.0	4.6	5.2	5.2	3.5
87.5°	1.7	1.7	1.7	0.6	1.2	1.7	2.3	2.3	2.3	1.7	1.7
90°	0.0	0.0	0.0	0.0	0.0	0.0	0.0	0.0	0.0	0.0	0.0



REPORT NUMBER: P1459791

CATALOG NUMBER: LXW-CX-830-X-U-A-GM-CBP

**CANDELA DISTRIBUTION (continued):**

	90°	95°	105°	115°	125°	135°	145°	155°	165°	175°	180°
0°	5.8	5.8	5.8	5.8	5.8	5.8	5.8	5.8	5.8	5.8	5.8
2.5°	6.3	6.3	6.3	6.3	7.5	6.9	6.9	6.3	5.8	5.8	5.8
5°	8.1	7.5	8.1	9.2	9.2	9.8	10.4	10.4	9.8	9.8	9.8
7.5°	12.1	11.5	11.5	12.1	13.9	15.6	15.6	14.4	13.3	12.1	12.1
10°	12.7	12.7	13.3	15.0	19.0	19.6	19.6	17.3	16.2	15.6	15.6
12.5°	13.3	13.3	14.4	16.2	20.8	20.8	20.8	19.6	17.9	16.2	16.2
15°	15.6	15.6	16.7	19.0	21.4	22.5	23.1	21.9	19.6	15.6	15.6
17.5°	17.3	18.5	19.6	21.4	23.1	24.2	24.2	23.1	19.6	16.7	15.6
20°	19.6	20.8	23.7	23.7	24.2	25.4	25.4	23.7	19.0	16.7	16.2
22.5°	22.5	24.2	26.6	26.0	26.0	26.6	27.1	24.8	19.6	17.3	16.7
25°	27.1	27.7	28.9	28.3	28.3	27.1	28.9	26.6	21.9	19.0	19.0
27.5°	30.6	30.6	31.7	30.6	30.0	29.4	30.0	28.3	23.7	21.4	20.8
30°	32.9	33.5	34.6	32.9	31.7	30.6	31.2	29.4	25.4	23.1	23.1
32.5°	35.8	36.4	36.4	35.2	32.9	31.7	32.3	30.0	26.0	24.8	24.2
35°	38.7	38.7	38.7	36.9	34.6	33.5	33.5	31.2	27.1	26.0	25.4
37.5°	41.6	41.6	41.6	39.2	36.4	35.2	34.6	32.3	28.9	27.7	27.1
40°	46.2	45.0	45.0	42.1	38.7	36.9	36.4	32.9	30.6	29.4	29.4
42.5°	54.8	52.5	51.9	46.8	42.7	40.4	39.2	35.8	33.5	32.3	31.7
45°	68.7	64.1	64.1	55.4	50.2	48.5	46.8	42.1	40.4	38.7	38.1
47.5°	82.0	75.0	75.0	62.9	55.4	54.3	51.9	46.8	45.0	43.3	42.7
50°	94.7	84.3	84.3	69.3	60.6	59.5	56.6	52.5	50.2	48.5	48.5
52.5°	103.9	91.2	91.2	73.3	63.5	62.9	60.0	55.4	53.1	51.4	51.4
55°	107.9	92.9	92.9	75.0	64.6	64.1	61.2	57.1	54.3	53.1	53.1
57.5°	108.5	91.2	91.2	74.5	64.1	63.5	59.5	55.4	54.3	53.7	53.1
60°	106.8	88.3	88.3	72.2	61.8	61.2	57.7	53.7	53.1	52.5	52.5
61°	105.6	87.2	86.6	70.4	60.6	60.0	56.6	53.1	52.5	51.9	51.9
62.5°	103.9	84.3	84.3	68.1	58.3	58.3	54.8	51.9	50.8	50.8	50.8
65°	97.0	77.9	77.3	62.9	53.7	53.7	50.8	49.1	47.9	47.9	47.9
67.5°	87.7	69.3	68.7	56.0	47.9	47.9	45.6	44.4	43.9	43.9	44.4
70°	76.8	60.0	58.9	47.9	41.0	41.6	39.2	39.8	39.2	39.2	39.8
72.5°	65.2	49.6	48.5	38.7	33.5	34.6	33.5	34.6	33.5	34.1	34.6
75°	50.8	38.1	36.9	28.9	26.0	27.1	26.6	28.3	27.7	28.3	28.3
77.5°	35.2	26.0	24.8	19.6	18.5	19.6	19.6	21.4	20.8	21.9	21.9
80°	20.2	15.6	14.4	11.5	11.5	12.1	12.7	14.4	14.4	15.0	15.6
82.5°	8.1	6.3	6.3	5.2	5.8	6.3	6.3	8.1	8.1	8.7	8.7
85°	1.7	2.3	2.9	2.3	2.3	2.3	1.7	2.9	2.9	3.5	3.5
87.5°	1.2	1.2	1.7	1.7	1.7	1.7	1.2	1.7	2.3	2.9	2.9
90°	0.0	0.0	0.0	0.0	0.0	0.0	0.0	0.0	0.0	0.0	0.0

LM-79-2019: Approved Method: Electrical and Photometric Measurements of Solid-State Lighting Products

Report Prepared for

Cooper Lighting Solutions

Invue

Report Number: SP1-2509-539-5

Test Date: 04/14/2026

Luminaire Tested: Luxscape Bollard

Data in this report applies to families of products including ;Luxscape

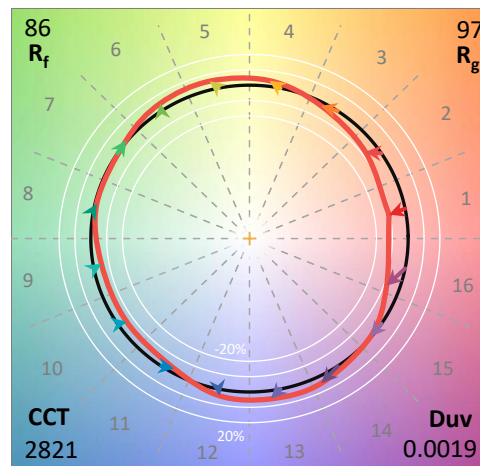
**Test Information**

Test Method: LM-79-2019  
 Report Number: SP1-2509-539-5  
 Test Lab: COOPER LIGHTING SOLUTIONS  
 Photometer: SP1 - 76IN SPHERE  
 Measurement Geometry: 4π  
 Issue Date: 04/15/2026  
 Manufacturer: COOPER LIGHTING SOLUTIONS  
 Product Line: Invue  
 Catalog Number: **Luxscape Bollard**  
 Description: ARB-C1-830-LED-XX-Dx-S-GM-SPECULAR REFLECTOR

**Spectral Parameters**

CCT (K): 2821  
 CIE u': 0.2567  
 CIE v': 0.5277  
 Duv: 0.0019  
 CIE x: 0.4533  
 CIE y: 0.4141  
 CIE z: 0.1326  
 Peak Wavelength (nm): 607  
 Dominant Wavelength (nm): 583  
 Purity: 60.36315  
 Rf: 86.1  
 Rg: 97.2

CRI (Ra):	83.8		
R1:	82.0	R9:	8.2
R2:	90.6	R10:	79.9
R3:	97.7	R11:	85.5
R4:	84.0	R12:	78.4
R5:	82.7	R13:	83.9
R6:	90.4	R14:	99.2
R7:	83.6	R15:	73.1
R8:	59.4		



**Test Conditions**

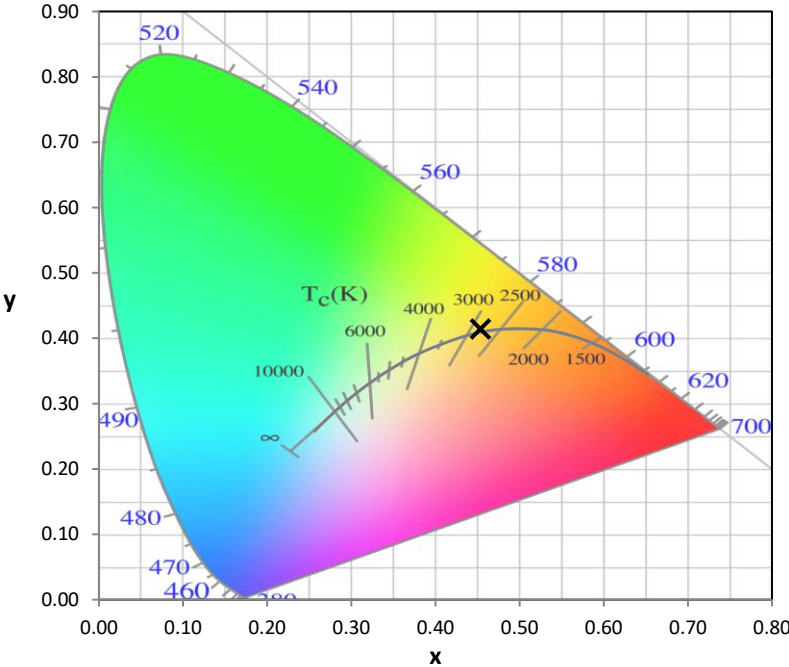
Stabilization Time: 28M  
 Operation Time: 1H 28M  
 Sphere Temperature (°C): 25.1

REPORT NUMBER: SP1-2509-539-5

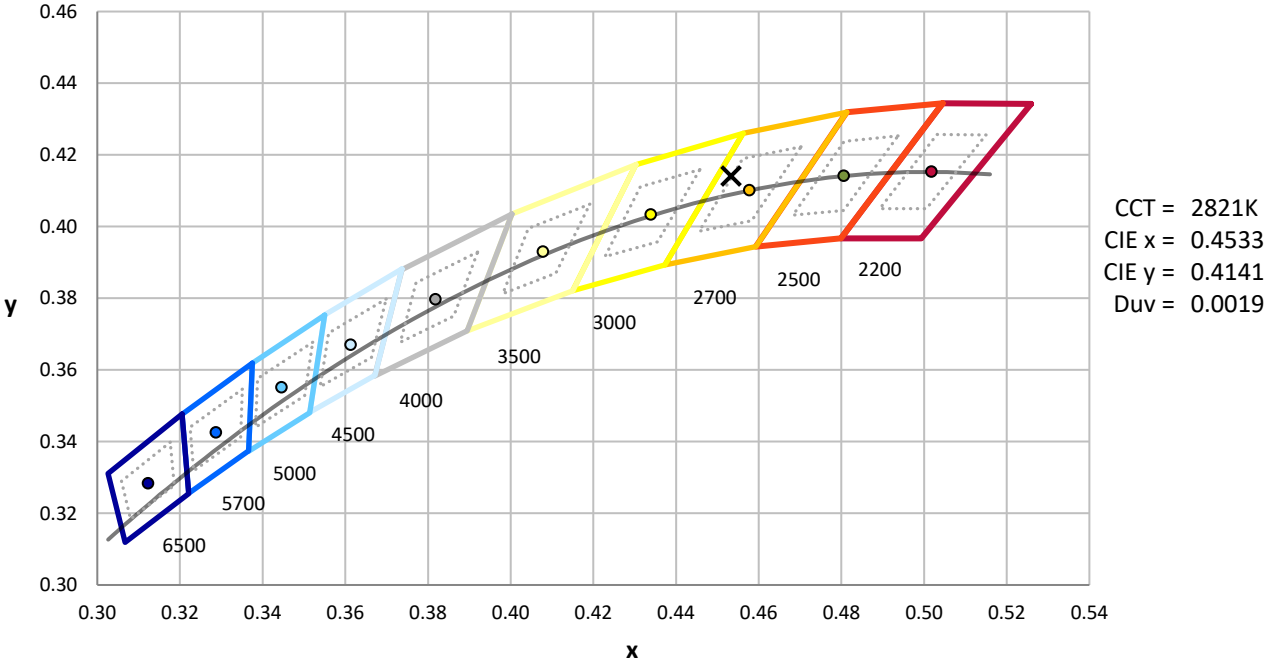
Measurement and Test Equipment			
Instrument	Identification Number	Calibration Date	Calibration Due Date
Photometer	76INCH SPHERE IN0058	12/16/2025	6/16/2026
Power Meter	XITRON INXT2011004	10/21/2025	10/21/2026
AC Power Source	CHROMA 61603 IN0063	10/21/2025	10/21/2026
DC Power Source	AGILENT E3634A IN0208	10/21/2025	10/21/2026
Sphere Thermometer	ONSET IN0085	10/21/2025	10/21/2026
Room Thermometer	ONSET IN0046	10/21/2025	10/21/2026

REPORT NUMBER: SP1-2509-539-5

CIE 1931 Chromaticity Diagram



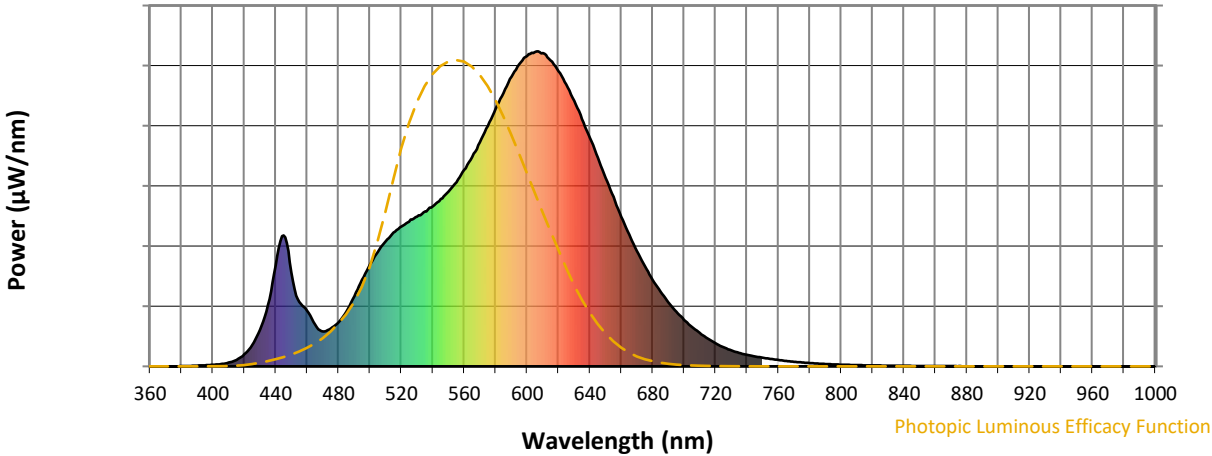
CIE 1931 Chromaticity Diagram with 2017 ANSI 7-Step and 4-Step Quadrangles



Point lies inside the ANSI 2700K 7-step quadrangle

REPORT NUMBER: SP1-2509-539-5

**Photopic Flux vs. Wavelength**

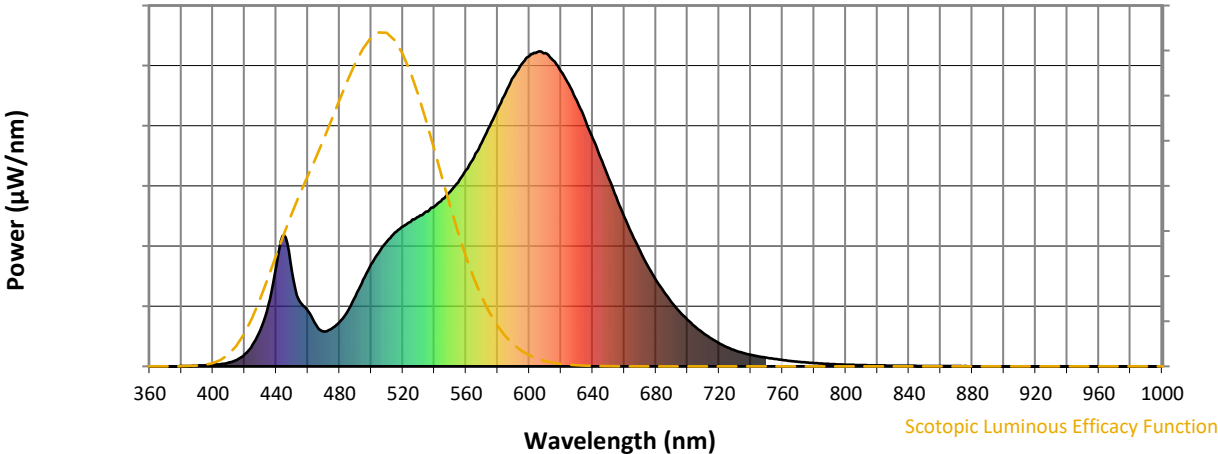


**Photopic Lumens: NR**

λ (nm)	Power W <sup>^</sup> /nm	Lumens (φ/nm)	λ (nm)	Power W <sup>^</sup> /nm	Lumens (φ/nm)	λ (nm)	Power W <sup>^</sup> /nm	Lumens (φ/nm)	λ (nm)	Power W <sup>^</sup> /nm	Lumens (φ/nm)	λ (nm)	Power W <sup>^</sup> /nm	Lumens (φ/nm)
360	0	NR	490	223	NR	620	936	NR	750	28	NR	880	0	NR
365	0	NR	495	275	NR	625	895	NR	755	24	NR	885	0	NR
370	0	NR	500	324	NR	630	843	NR	760	20	NR	890	0	NR
375	0	NR	505	363	NR	635	786	NR	765	17	NR	895	0	NR
380	1	NR	510	397	NR	640	725	NR	770	15	NR	900	0	NR
385	1	NR	515	425	NR	645	663	NR	775	12	NR	905	0	NR
390	2	NR	520	444	NR	650	599	NR	780	11	NR	910	0	NR
395	3	NR	525	459	NR	655	538	NR	785	9	NR	915	0	NR
400	5	NR	530	476	NR	660	475	NR	790	8	NR	920	0	NR
405	7	NR	535	492	NR	665	419	NR	795	6	NR	925	0	NR
410	12	NR	540	508	NR	670	365	NR	800	5	NR	930	0	NR
415	20	NR	545	531	NR	675	318	NR	805	5	NR	935	0	NR
420	38	NR	550	554	NR	680	274	NR	810	4	NR	940	0	NR
425	68	NR	555	584	NR	685	237	NR	815	3	NR	945	0	NR
430	116	NR	560	623	NR	690	204	NR	820	3	NR	950	0	NR
435	195	NR	565	664	NR	695	174	NR	825	3	NR	955	0	NR
440	320	NR	570	711	NR	700	148	NR	830	2	NR	960	0	NR
445	416	NR	575	762	NR	705	125	NR	835	2	NR	965	0	NR
450	297	NR	580	817	NR	710	106	NR	840	2	NR	970	0	NR
455	204	NR	585	867	NR	715	88	NR	845	1	NR	975	0	NR
460	177	NR	590	920	NR	720	73	NR	850	1	NR	980	0	NR
465	133	NR	595	959	NR	725	61	NR	855	1	NR	985	0	NR
470	111	NR	600	986	NR	730	51	NR	860	1	NR	990	0	NR
475	120	NR	605	997	NR	735	43	NR	865	1	NR	995	0	NR
480	140	NR	610	994	NR	740	37	NR	870	1	NR	1000	0	NR
485	174	NR	615	972	NR	745	32	NR	875	1	NR			

REPORT NUMBER: SP1-2509-539-5

**Scotopic Flux vs. Wavelength**



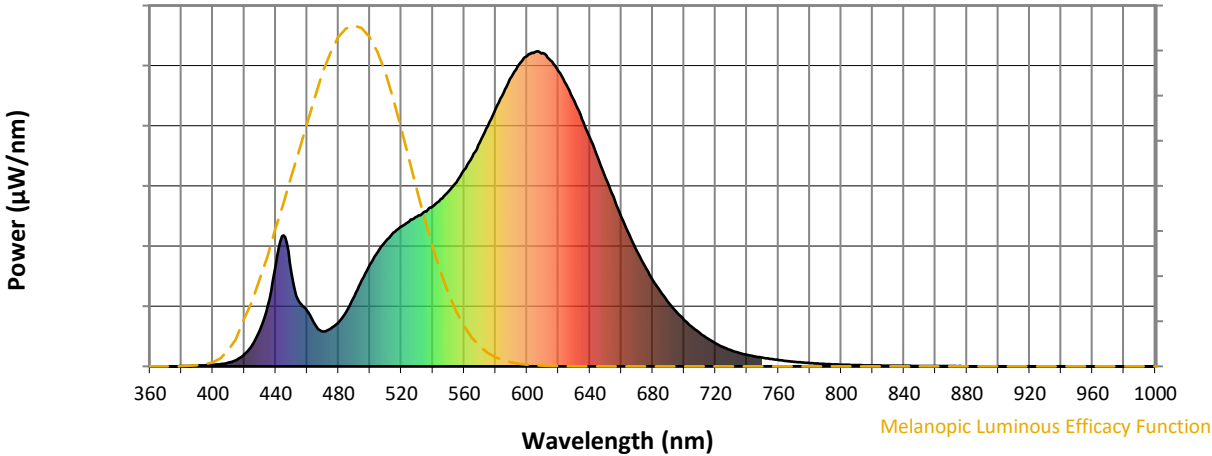
**Scotopic Lumens: NR**

**S/P: 1.26**

$\lambda$ (nm)	Power W <sup>^</sup> /nm	Lumens ( $\phi$ /nm)	$\lambda$ (nm)	Power W <sup>^</sup> /nm	Lumens ( $\phi$ /nm)	$\lambda$ (nm)	Power W <sup>^</sup> /nm	Lumens ( $\phi$ /nm)	$\lambda$ (nm)	Power W <sup>^</sup> /nm	Lumens ( $\phi$ /nm)	$\lambda$ (nm)	Power W <sup>^</sup> /nm	Lumens ( $\phi$ /nm)
360	0	NR	490	223	NR	620	936	NR	750	28	NR	880	0	NR
365	0	NR	495	275	NR	625	895	NR	755	24	NR	885	0	NR
370	0	NR	500	324	NR	630	843	NR	760	20	NR	890	0	NR
375	0	NR	505	363	NR	635	786	NR	765	17	NR	895	0	NR
380	1	NR	510	397	NR	640	725	NR	770	15	NR	900	0	NR
385	1	NR	515	425	NR	645	663	NR	775	12	NR	905	0	NR
390	2	NR	520	444	NR	650	599	NR	780	11	NR	910	0	NR
395	3	NR	525	459	NR	655	538	NR	785	9	NR	915	0	NR
400	5	NR	530	476	NR	660	475	NR	790	8	NR	920	0	NR
405	7	NR	535	492	NR	665	419	NR	795	6	NR	925	0	NR
410	12	NR	540	508	NR	670	365	NR	800	5	NR	930	0	NR
415	20	NR	545	531	NR	675	318	NR	805	5	NR	935	0	NR
420	38	NR	550	554	NR	680	274	NR	810	4	NR	940	0	NR
425	68	NR	555	584	NR	685	237	NR	815	3	NR	945	0	NR
430	116	NR	560	623	NR	690	204	NR	820	3	NR	950	0	NR
435	195	NR	565	664	NR	695	174	NR	825	3	NR	955	0	NR
440	320	NR	570	711	NR	700	148	NR	830	2	NR	960	0	NR
445	416	NR	575	762	NR	705	125	NR	835	2	NR	965	0	NR
450	297	NR	580	817	NR	710	106	NR	840	2	NR	970	0	NR
455	204	NR	585	867	NR	715	88	NR	845	1	NR	975	0	NR
460	177	NR	590	920	NR	720	73	NR	850	1	NR	980	0	NR
465	133	NR	595	959	NR	725	61	NR	855	1	NR	985	0	NR
470	111	NR	600	986	NR	730	51	NR	860	1	NR	990	0	NR
475	120	NR	605	997	NR	735	43	NR	865	1	NR	995	0	NR
480	140	NR	610	994	NR	740	37	NR	870	1	NR	1000	0	NR
485	174	NR	615	972	NR	745	32	NR	875	1	NR			

REPORT NUMBER: SP1-2509-539-5

Melanopic Flux vs. Wavelength



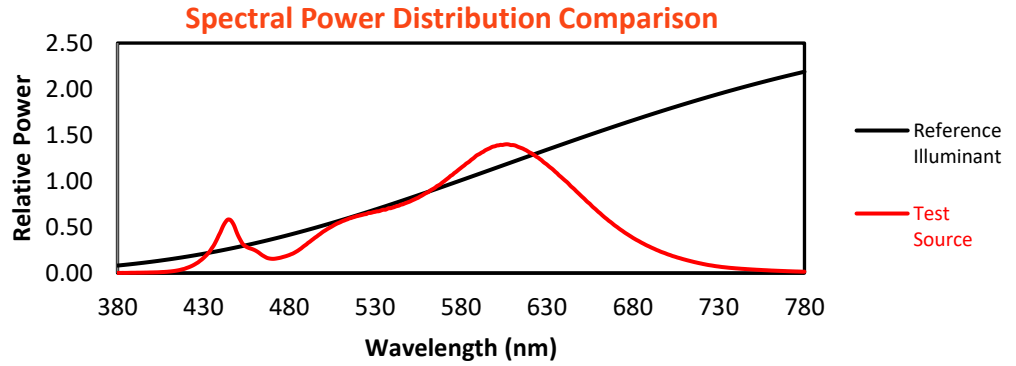
Melanopic Lumens: NR

M/P: 2.34

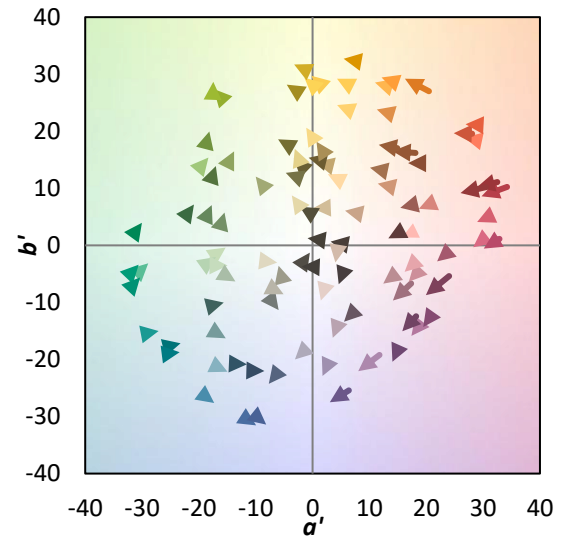
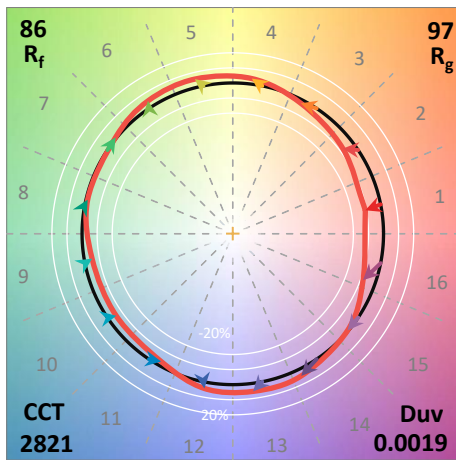
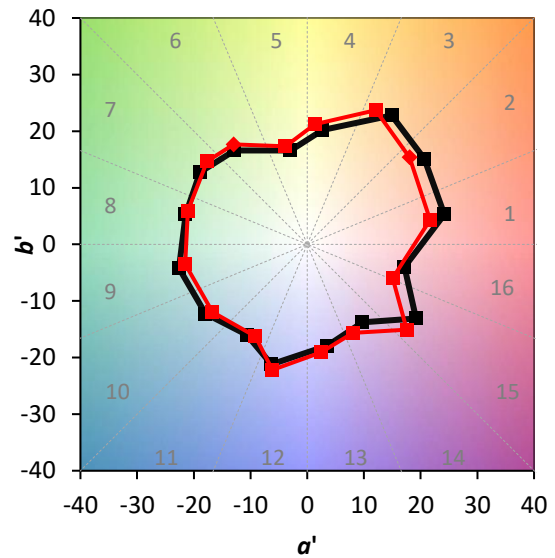
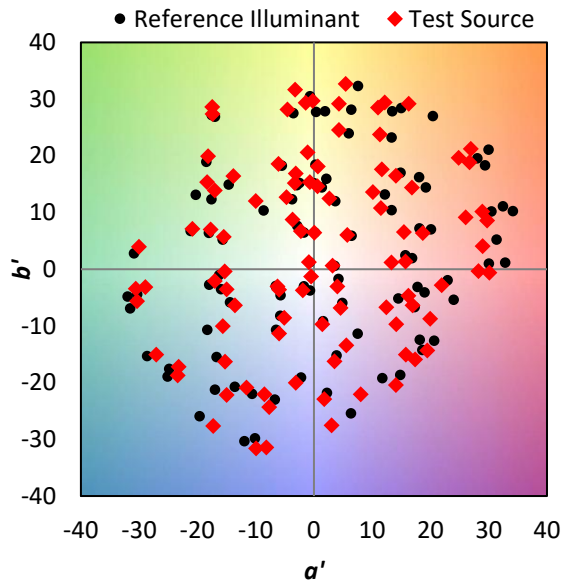
λ (nm)	Power W <sup>2</sup> /nm	Lumens (φ/nm)	λ (nm)	Power W <sup>2</sup> /nm	Lumens (φ/nm)	λ (nm)	Power W <sup>2</sup> /nm	Lumens (φ/nm)	λ (nm)	Power W <sup>2</sup> /nm	Lumens (φ/nm)	λ (nm)	Power W <sup>2</sup> /nm	Lumens (φ/nm)
360	0	NR	490	223	NR	620	936	NR	750	28	NR	880	0	NR
365	0	NR	495	275	NR	625	895	NR	755	24	NR	885	0	NR
370	0	NR	500	324	NR	630	843	NR	760	20	NR	890	0	NR
375	0	NR	505	363	NR	635	786	NR	765	17	NR	895	0	NR
380	1	NR	510	397	NR	640	725	NR	770	15	NR	900	0	NR
385	1	NR	515	425	NR	645	663	NR	775	12	NR	905	0	NR
390	2	NR	520	444	NR	650	599	NR	780	11	NR	910	0	NR
395	3	NR	525	459	NR	655	538	NR	785	9	NR	915	0	NR
400	5	NR	530	476	NR	660	475	NR	790	8	NR	920	0	NR
405	7	NR	535	492	NR	665	419	NR	795	6	NR	925	0	NR
410	12	NR	540	508	NR	670	365	NR	800	5	NR	930	0	NR
415	20	NR	545	531	NR	675	318	NR	805	5	NR	935	0	NR
420	38	NR	550	554	NR	680	274	NR	810	4	NR	940	0	NR
425	68	NR	555	584	NR	685	237	NR	815	3	NR	945	0	NR
430	116	NR	560	623	NR	690	204	NR	820	3	NR	950	0	NR
435	195	NR	565	664	NR	695	174	NR	825	3	NR	955	0	NR
440	320	NR	570	711	NR	700	148	NR	830	2	NR	960	0	NR
445	416	NR	575	762	NR	705	125	NR	835	2	NR	965	0	NR
450	297	NR	580	817	NR	710	106	NR	840	2	NR	970	0	NR
455	204	NR	585	867	NR	715	88	NR	845	1	NR	975	0	NR
460	177	NR	590	920	NR	720	73	NR	850	1	NR	980	0	NR
465	133	NR	595	959	NR	725	61	NR	855	1	NR	985	0	NR
470	111	NR	600	986	NR	730	51	NR	860	1	NR	990	0	NR
475	120	NR	605	997	NR	735	43	NR	865	1	NR	995	0	NR
480	140	NR	610	994	NR	740	37	NR	870	1	NR	1000	0	NR
485	174	NR	615	972	NR	745	32	NR	875	1	NR			

**Summary**

$R_f = 86.1$   
 $R_g = 97.2$   
 $CIE R_a = 83.8$   
 $R_9 = 8.2$

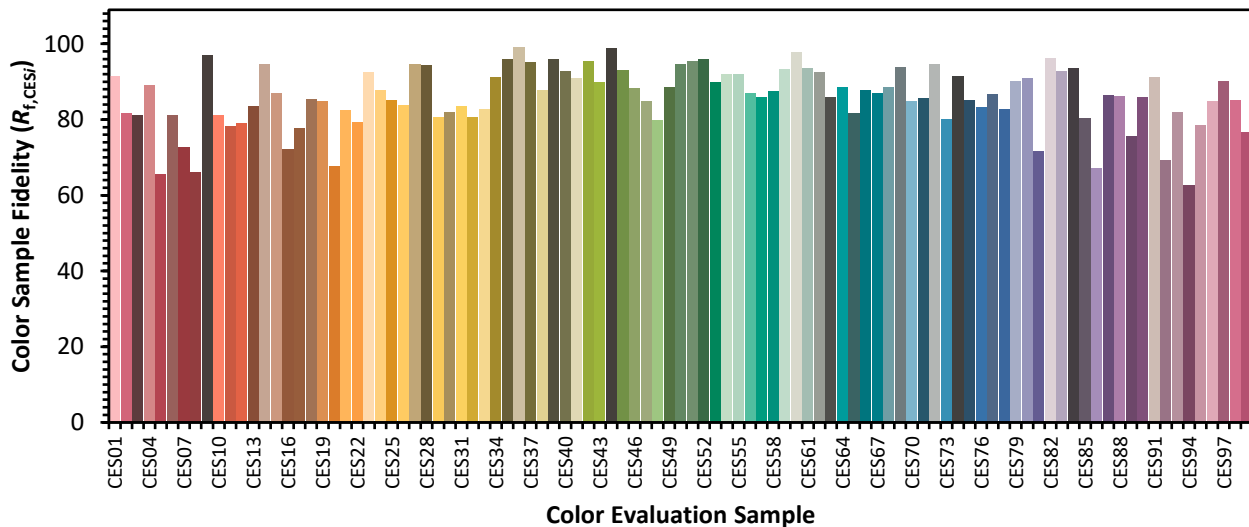


**Color Vector Graphics**

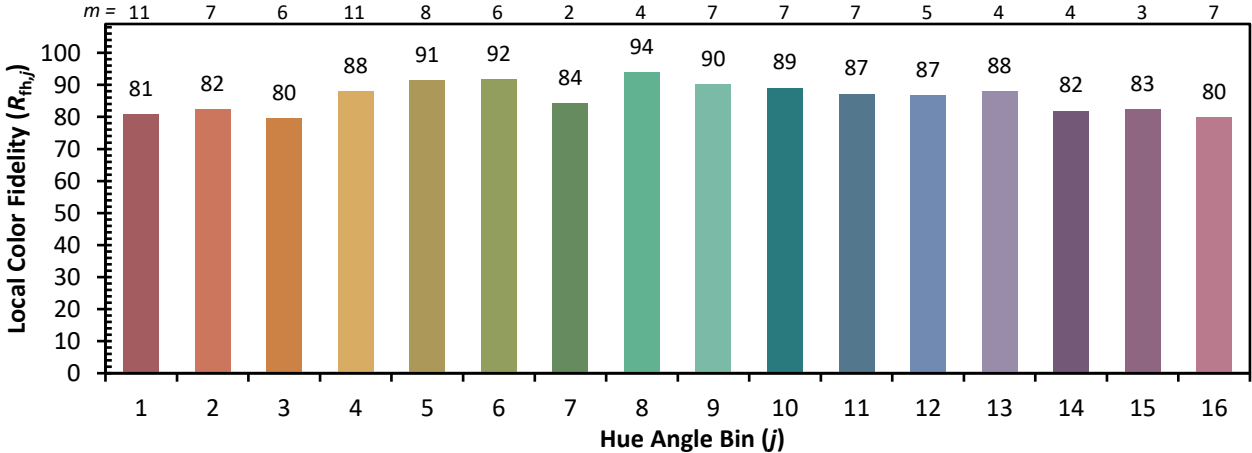
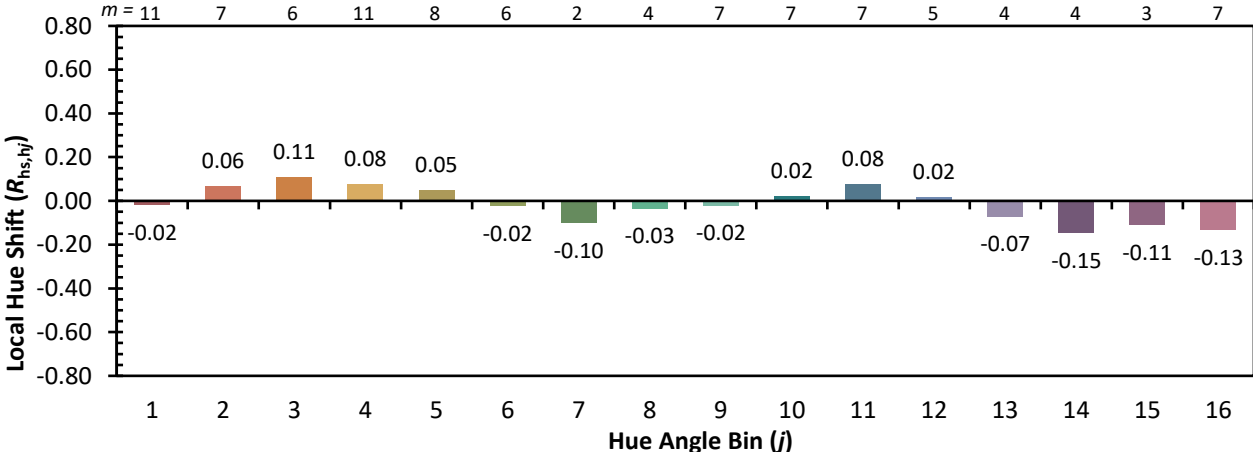
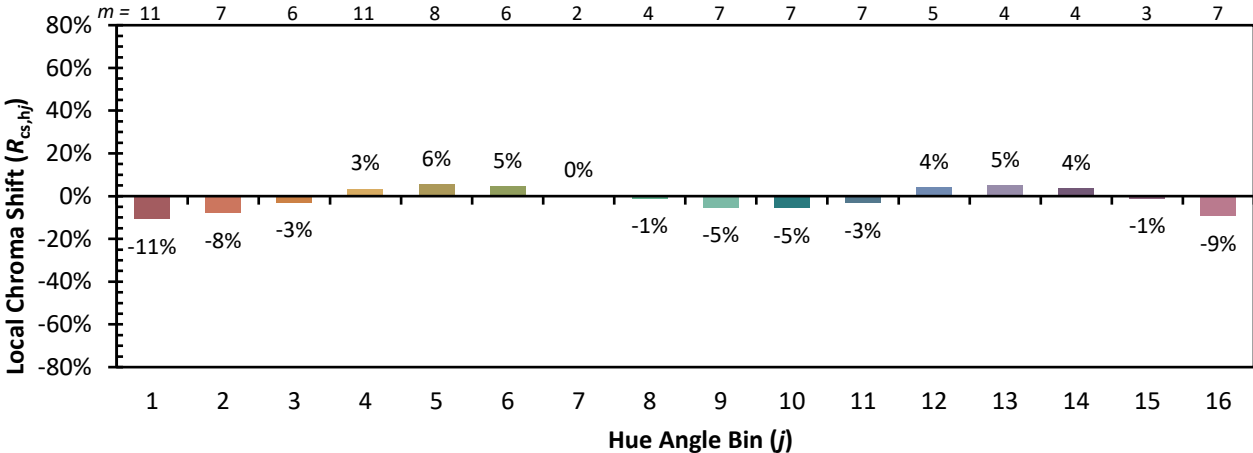


Individual Sample Fidelity Index ( $R_{f,i}$ )

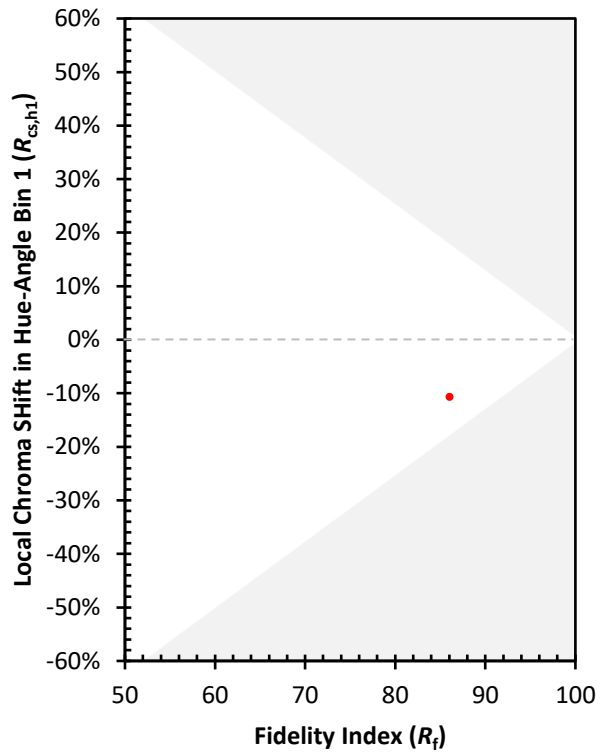
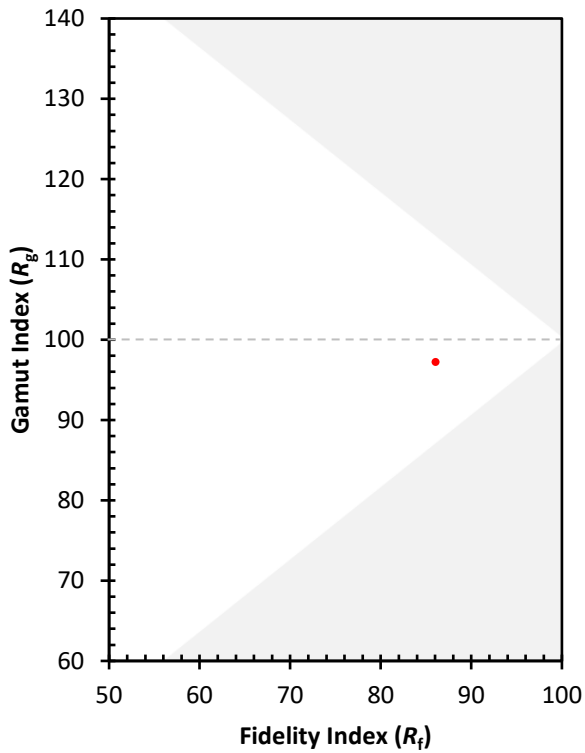
CES01 = 86	CES26 = 84	CES51 = 95	CES76 = 83
CES02 = 63	CES27 = 95	CES52 = 96	CES77 = 87
CES03 = 31	CES28 = 94	CES53 = 90	CES78 = 83
CES04 = 71	CES29 = 81	CES54 = 92	CES79 = 90
CES05 = 50	CES30 = 82	CES55 = 92	CES80 = 91
CES06 = 51	CES31 = 84	CES56 = 87	CES81 = 72
CES07 = 43	CES32 = 81	CES57 = 86	CES82 = 96
CES08 = 41	CES33 = 83	CES58 = 88	CES83 = 93
CES09 = 29	CES34 = 91	CES59 = 93	CES84 = 94
CES10 = 76	CES35 = 96	CES60 = 98	CES85 = 80
CES11 = 59	CES36 = 99	CES61 = 94	CES86 = 67
CES12 = 65	CES37 = 95	CES62 = 92	CES87 = 87
CES13 = 44	CES38 = 88	CES63 = 86	CES88 = 86
CES14 = 74	CES39 = 96	CES64 = 88	CES89 = 76
CES15 = 72	CES40 = 93	CES65 = 82	CES90 = 86
CES16 = 48	CES41 = 91	CES66 = 88	CES91 = 91
CES17 = 50	CES42 = 95	CES67 = 87	CES92 = 69
CES18 = 57	CES43 = 90	CES68 = 89	CES93 = 82
CES19 = 72	CES44 = 99	CES69 = 94	CES94 = 63
CES20 = 67	CES45 = 93	CES70 = 85	CES95 = 79
CES21 = 87	CES46 = 88	CES71 = 86	CES96 = 85
CES22 = 79	CES47 = 85	CES72 = 95	CES97 = 90
CES23 = 92	CES48 = 80	CES73 = 80	CES98 = 85
CES24 = 91	CES49 = 89	CES74 = 91	CES99 = 77
CES25 = 72	CES50 = 95	CES75 = 85	



Color Rendition by Hue-Angle Bin



Measure Comparisons



(END OF REPORT)